

Public

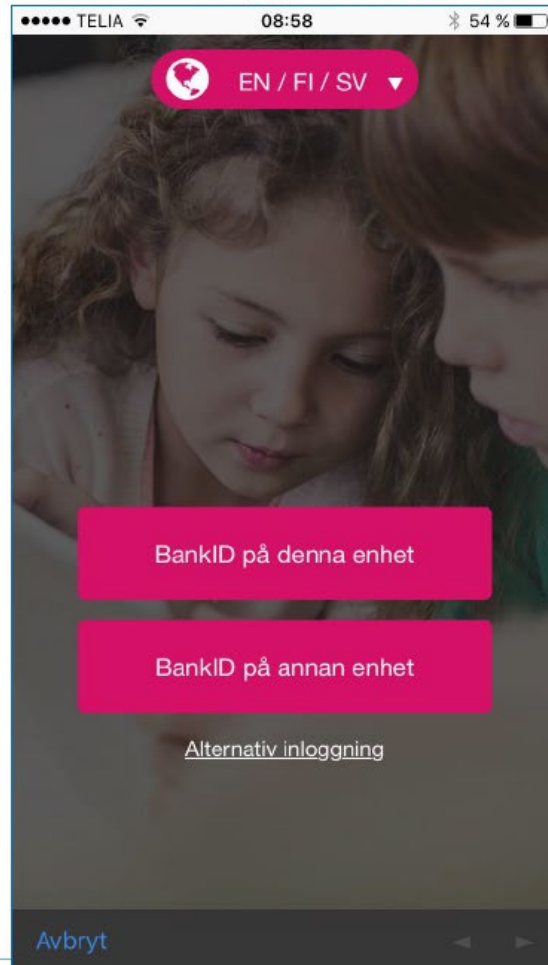
Tieto Edu-app för vårdnadshavare - Anmäl frånvaro för förskola och fritidshem

Ludvika 2020-04-27

Tieto Edu - application for tutors –
Record absences for kindergarten (preschool) or recreation
center

tieto

Tieto Edu - app för vårdnadshavare

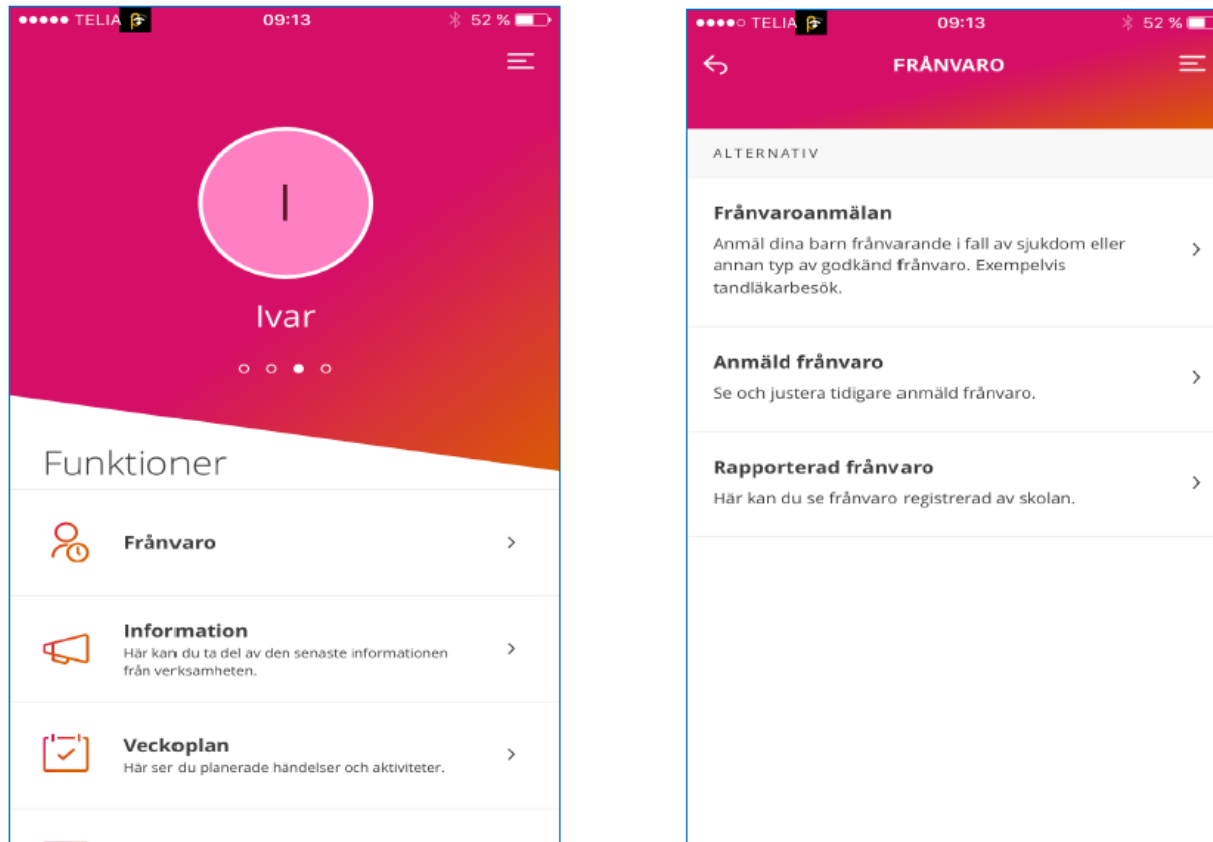


Log in with your Mobile Bank ID.

NOTE!

Remember that in the case of children for the recreation center, you must also record absences from school in Skola24.

Tieto Edu - app för vårdnadshavare



Choose the child for which the fault applies. The initial appears in the circle. Then select "Frånvaro" and "Frånvaroanmälan".

Tieto Edu - app för vårdnadshavare

The image displays three sequential screenshots of the Tieto Edu mobile application interface for reporting an absence.

First Screenshot: The screen is titled "FRÅNVAROANMÄLAN" for user "Ivar". It asks "1. VILKEN PERIOD?" (Which period?). There are two radio button options: "Heldag" (selected) and "Tidsbestämd". Below these are two buttons: "Idag" (unselected) and "Imorgon" (selected with a blue checkmark). A pink bar at the bottom contains the text "SKICKA FRÅNVARO".

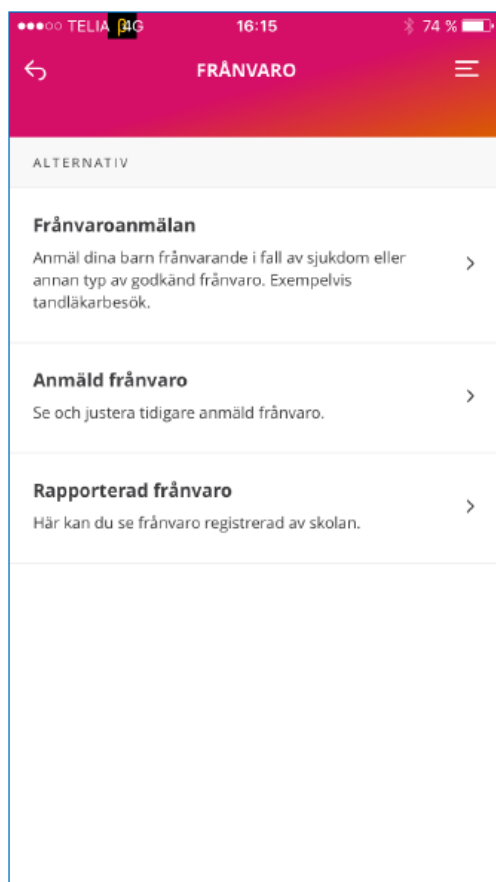
Second Screenshot: The screen is the same as the first, but the "Tidsbestämd" option is now selected. It shows a "DATUM" field with "8 aug. 2017", a "TID" field with "09:14" to "10:14", and a "+ Lägg till tid" button. The pink bar at the bottom still says "SKICKA FRÅNVARO".

Third Screenshot: The screen shows a confirmation message. A large green checkmark is at the top, followed by the text "Frånvaro anmäld". Below a horizontal line, it says "Ivar" and "Tidsbestämd" in bold, followed by "tis 08 aug - 09:14 - 10:14".

Choose whether the absence applies to "Heldag" (a full day) or to a period. Send the fault.

Tieto Edu - app för vårdnadshavare

Public



If you have multiple children, you can register several at the same time by selecting those children for whom the absence applies.

